



GADD SMP Fund -SEK-

ISIN LI0125554027

Current data (at 31.12.2023)

Current NAV	SEK 2'344.31
Fund volume	SEK 1'919'203'497.86
Fund volume of unit class	SEK 985'362'083.52

Category

Investment category	Mixed funds
Investment universe	Global
Focus	Portfolio
UCITS target fund	yes

Asset manager

GADD & Cie S.A.
LU-1449 Luxembourg
www.gadd.lu

Management company

IFM Independent Fund Management AG
FL-9494 Schaan
www.ifm.li

Depositary

LGT Bank AG
FL-9490 Vaduz
www.lgt.com

Auditors

Ernst & Young AG
CH-3008 Bern
www.ey.com

Supervisory authority

FMA Finanzmarktaufsicht Liechtenstein
FL-9490 Vaduz
www.fma-li.li

see webpage (<https://www.ifm.li/Glossary>)

see legal advisory page 4

Performance in % (at 31.12.2023 in SEK)



Historic performance in % (at 31.12.2023)

By the end of	Fund	
2023	MTD	5.05%
	YTD	2.75%
2022		-7.47%
2021		38.72%
2020		7.74%
2019		22.02%
2018		-4.59%
2017		3.93%
2016		8.04%
Since inception		134.43%
Since inception (annualized)		6.90%

Inception: 29.03.2011

Historic performance, rolling in % (at 31.12.2023)

Fund	YTD	1 Year cumulative	3 years p.a.	5 years p.a.	10 years p.a.	Since inception p.a.
	2.75%	2.75%	9.67%	11.63%	8.36%	6.90%

Risk benchmarks

	3 Years	Inc.		3 Years	Inc.
Annualised Volatility	11.41%	10.63%	% Positive	54.14%	57.72%
Highest NAV	2'474.91	2'474.91	Worst Period	-2.98%	-6.29%
Lowest NAV	1'777.45	847.68	Best Period	2.95%	4.06%
Median	2'243.01	1'405.36	Maximum Drawdown	-15.79%	-25.09%
Mean	2'211.63	1'479.35	Number of observations	737	1'432



Fundportrait

Fund name	GADD SMP Fund -SEK-
Unit class	-SEK-
Accounting currency of the (sub-) fund	SEK
Reference currency of the unit class	SEK
Legal form	unit trust
Fund type	UCITS
Close of accounting year	31.12
Launch date	29.03.2011
Initial issue price	SEK 1'000.00
Use of proceeds	reinvested

Fund charges

Issue premium	max. 3%
Redemption charge	0%
Redemption charge credited to the fund's assets	0%
Management fee	max. 1%
Performance fee	10.00%
Hurdle rate	2.00%
High-on-High-Mark	yes
OGC/ TER 1	1.33%
TER 2	1.33%
OGC/TER at	30.06.2023
SRI according to KID 07.05.2023	<input type="checkbox"/> 1 <input type="checkbox"/> 2 <input type="checkbox"/> 3 <input checked="" type="checkbox"/> 4 <input type="checkbox"/> 5 <input type="checkbox"/> 6 <input type="checkbox"/> 7

Key figures

ISIN	LI0125554027
Security number	12555402
Bloomberg	GADDSMSLE
WKN	A1H75B

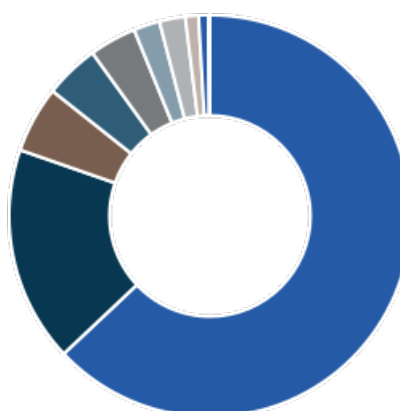
Publication / Internet

www.ifm.li
www.lafv.li
www.fundinfo.com

Top-15 positions (at 31.12.2023)

Company	Sector	Country	Weightings
International Petroleum Corporation	Oil / Gas	Canada	6.52 %
Filo Rg	Coal	Canada	4.00 %
Nordea Bank	Banks	Finland	3.96 %
Novo Nordisk Rg	Pharmaceuticals	Denmark	3.79 %
Skandinaviska Enskilda Banken - A-	Banks	Sweden	3.61 %
Lifco Rg	Financial services	Sweden	3.46 %
Indutrade AB	Machines / Tool-making	Sweden	3.37 %
Atlas Copco AB	Machines / Tool-making	Sweden	3.36 %
Trelleborg -B-	Car supplier	Sweden	3.33 %
Lundin Gold	Mines	Canada	3.20 %
Volvo AB	Car manufacturers	Sweden	2.76 %
Sandvik	Machines / Tool-making	Sweden	2.71 %
Industrivaerden AB	Diversified financial services	Sweden	2.68 %
NIBE Industrier Rg	Machines / Tool-making	Sweden	2.63 %
Latour Investment -B-	Financial services	Sweden	2.45 %
Total			51.82 %

Countries (at 31.12.2023)



Country	Weightings
Sweden	62.97 %
Canada	17.35 %
Liquidity	5.35 %
Finland	4.38 %
Denmark	3.79 %
Great Britain	2.11 %
Switzerland	2.08 %
Germany	1.06 %
Diverse other countries	0.78 %
other	0.12 %
Total	100.00 %

Industries (at 31.12.2023)

1. Machines / Tool-making	15.65 %
2. Financial services	14.11 %
3. other	11.27 %
4. Banks	7.56 %
5. Real Estate	6.80 %
6. Oil / Gas	6.56 %
7. Pharmaceuticals	6.02 %
8. Coal	5.92 %
9. Mines	4.88 %
10. Liquidity	4.36 %
11. Construction industry	4.29 %
12. Car supplier	3.33 %
13. Leisure	3.25 %
14. Electronics	3.23 %
15. Car manufacturers	2.76 %



Procedural information

Valuation interval	daily
Valuation day	Daily, Monday to Friday
Acceptance deadline for subscriptions	Day prior to valuation day by no later than 4.00pm (CET)
Acceptance deadline for redemptions	Day prior to valuation day by no later than 4.00pm (CET)
Minimum investment	1 unit
Value date	T + 2

Distributor in France

Société Générale Securities Services
29, boulevard Haussmann
FR-75009 Paris
www.securities-services.societegenerale.com

Distribution in Sweden

PARETO SECURITIES AB
Berzelii Park 9
SE-10391 Stockholm
T +46 8 402 50 00
www.paretosec.com

Paying and information agent in Luxembourg

IFM Independent Fund Management AG
Landstrasse 30
FL-9494 Schaan
info@ifm.li
www.ifm.li

Distribution

Distribution to private investors	LI, SE, LU, BE
Distribution to professional investors	LI, FR, SE, LU, BE
Sales restrictions	USA


Currencies (at 31.12.2023)

Currency	Weightings
SEK	91.40 %
DKK	3.79 %
EUR	2.87 %
CAD	1.93 %
CHF	0.01 %
Total	100.00 %

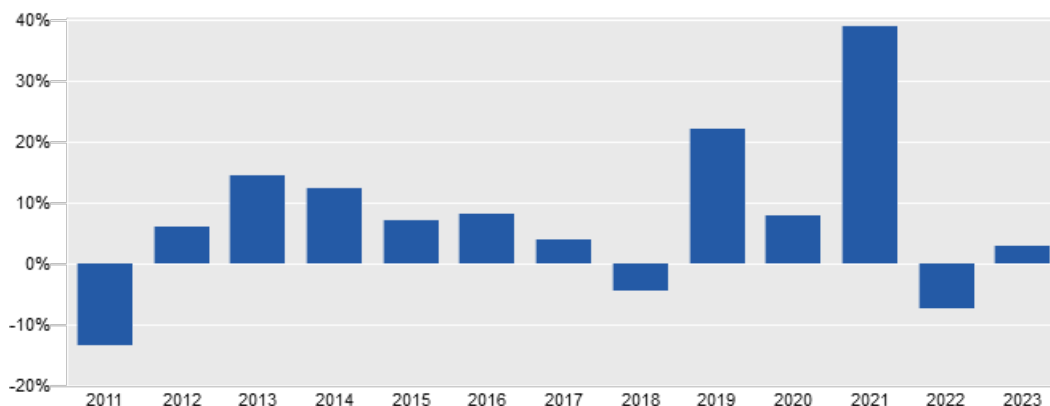
Investment categories (at 31.12.2023)

Investment category	Weightings
Equity	87.73 %
Various	17.44 %
Bonds	7.94 %
Cash balances	4.36 %
Futures	-17.48 %
Total	100.00 %

Risk/return diagram (Since inception)



Historic performance in % (at 31.12.2023)



Inception: 29.03.2011

Other share classes

GADD SMP Fund -CHF-	reinvested	GADDSMC	LI0125553995
GADD SMP Fund -EUR-	reinvested	GADDSME	LI0125554019
GADD SMP Fund -SEK-R-	reinvested	GADDSMR	LI0350453903



Historic performance, per calendar year in % (at 31.12.2023)

Year	Jan	Feb	Mar	Apr	May	Jun	Jul	Aug	Sep	Oct	Nov	Dec	YTD
2023	3.40	-1.37	-1.37	-0.32	-2.81	2.15	2.26	-2.89	-2.37	-0.86	2.24	5.05	2.75
2022	-6.97	-1.77	5.11	-1.55	0.89	-9.25	7.61	-4.78	-3.38	4.19	3.10	0.49	-7.47
2021	0.14	3.01	2.74	3.82	7.19	0.09	4.80	1.39	-1.04	5.95	1.62	3.79	38.72
2020	1.67	-4.64	-16.20	9.41	4.29	1.12	2.98	3.78	2.88	-3.41	4.87	3.19	7.74
2019	5.79	4.83	-0.08	4.41	0.06	1.13	0.26	-1.60	0.53	0.19	3.00	1.84	22.02
2018	1.53	1.05	-2.98	2.65	1.10	-0.55	0.63	3.52	-0.96	-5.40	-2.05	-2.87	-4.59
2017	0.81	3.66	-3.66	3.88	1.32	0.05	-2.95	-1.48	3.69	1.44	-1.39	-1.14	3.93
2016	-4.80	1.36	2.08	3.36	3.54	-5.26	3.47	2.57	2.12	0.07	-2.35	2.15	8.04
2015	0.58	5.48	-0.08	2.03	-0.82	-4.14	0.81	-2.39	-0.43	3.86	0.94	1.45	7.15
2014	-0.29	5.03	-1.45	3.24	1.49	1.04	-1.53	0.68	-2.44	0.57	3.69	1.83	12.20
2013	2.99	2.08	-0.68	-0.59	2.47	-5.63	6.57	0.31	2.92	0.27	1.47	1.82	14.39
2012	5.47	1.54	0.21	-3.23	1.69	-4.10	1.25	-0.32	2.44	-1.33	0.50	2.12	6.02
2011				0.64	-0.51	-3.42	-0.54	-6.72	-4.00	1.60	-1.47	0.39	-13.44

Inception: 29.03.2011

Legal disclaimer:

This marketing material was compiled by IFM Independent Fund Management AG with utmost care, to the best of its ability, and according to the principles of good faith. The product mentioned in this marketing material is domiciled in Liechtenstein and this marketing material is issued by IFM Independent Fund Management AG, Landstrasse 30, 9494 Schaan, Liechtenstein.

None of the published data constitutes investment counsel or a recommendation of any kind. It is merely a summary of key characteristics of the fund and therefore should not be construed as being an invitation or an offer to purchase units.

This marketing material should be read in conjunction with the constitutive documents, and the basic customer information document (PRIIP-KID). The purchase of units of the fund is governed by the constitutive documents, and the KID as well as the latest annual report and, if already published, the subsequent semi-annual report.

Only the information contained in the above-mentioned documents is valid. The above-mentioned documents are available free of charge on a durable data medium from the management company, the depositary, the paying agents and at all representatives and distributors at home and abroad as well as on the website of the LAFV Liechtenstein Investment Fund Association at www.lafv.li. If so requested by the investor, the above documents can also be provided on paper free of charge. Further information about the fund is available online at www.ifm.li and from IFM Independent Fund Management AG, Landstrasse 30, FL-9494 Schaan, during business hours.

The historic performance of a unit is no guarantee of similar current and future performance. The value of a unit may rise or fall at any time. No guarantee can be given that the envisaged investment objective of the fund can be attained.

The value trend shown in this marketing material does not take into account the commissions and fees that are payable at issue and redemption. Individual costs such as charges, commissions, and other remuneration are not taken into consideration and would have a negative effect on the value trend if considered. No liability can be assumed for errors and omissions contained in this fact sheet.

Potential investors should inform themselves about possible fiscal consequences, legal prerequisites and possible foreign exchange restrictions or control mechanisms that apply in their country of citizenship, residence, or current domicile and that might be relevant as regards buying, holding, exchanging, redeeming, or selling units. Further fiscal implications are described in the constitutive documents.

The fund units may be offered for sale or sold only in jurisdictions where such offers or sales are permissible. In particular, in the United States of America (USA), the units were not registered pursuant to the United States Securities Act of 1933 and can therefore be neither offered nor sold in the USA and neither offered nor sold to US citizens.

This document and the information it contains may not be distributed in the USA. The distribution and publication of this document as well as the offer or a sale of units may be subject to restrictions in other jurisdictions as well.

This marketing material is provided only for information purposes and for the exclusive use of the recipient. Without the written consent of IFM Independent Fund Management AG, this marketing material may not be fully or partially copied, nor duplicated, nor distributed. The published information constitutes neither an invitation nor an offer nor a recommendation to purchase units of the fund.