



# GADD SMP Fund -EUR-

ISIN LI0125554019

## Current data (at 29.01.2021)

Current NAV	EUR 1'671.95
Fund volume	SEK 1'394'224'406.04
Fund volume of unit class	EUR 45'416'525.42

## Category

Investment category	Mixed funds
Investment universe	Global
Focus	Portfolio
UCITS target fund	yes

## Asset manager

GADD & Cie S.A.  
LU-1449 Luxembourg  
www.gadd.lu

## Management company

IFM Independent Fund Management AG  
FL-9494 Schaan  
www.ifm.li

## Depository

LGT Bank AG  
FL-9490 Vaduz  
www.lgt.com

## Auditors

Ernst & Young AG  
CH-3008 Bern  
www.ey.com

## Supervisory authority

FMA Finanzmarktaufsicht Liechtenstein  
FL-9490 Vaduz  
www.fma-li.li

see webpage (<https://www.ifm.li/Glossary>)

see legal advisory page 4

## Performance in % (at 29.01.2021 in EUR)



## Historic performance in % (at 29.01.2021)

By the end of	Fund
2021 MTD	0.03%
YTD	0.03%
2020	8.05%
2019	21.38%
2018	-5.06%
2017	4.04%
2016	7.91%
2015	7.17%
2014	11.08%
Since inception	67.20%
Since inception (annualized)	5.38%

Inception: 12.04.2011

## Historic performance, rolling in % (at 29.01.2021)

	YTD	1 Year cumulative	3 years p.a.	5 years p.a.	Since inception p.a.
Fund	0.03%	6.40%	7.06%	7.97%	5.38%

## Risk benchmarks

	3 Years	Inc.	3 Years	Inc.
Annualised Volatility	12.44%	10.18%	% Positive	60.76%
Highest NAV	1'717.32	1'717.32	Worst Period	-6.03%
Lowest NAV	1'214.70	836.13	Best Period	2.02%
Median	1'445.91	1'194.13	Maximum Drawdown	-24.65%
Mean	1'450.33	1'196.83	Number of observations	352
				713



## Fundportrait

<b>Fund name</b>	GADD SMP Fund - EUR-
<b>Unit class</b>	-EUR-
<b>Accounting currency of the (sub-) fund</b>	SEK
<b>Reference currency of the unit class</b>	EUR
<b>Legal form</b>	unit trust
<b>Fund type</b>	UCITS
<b>Close of accounting year</b>	31.12
<b>Launch date</b>	12.04.2011
<b>Initial issue price</b>	EUR 1'000.00
<b>Use of proceeds</b>	reinvested

## Fund charges

<b>Issue premium</b>	max. 3%
<b>Redemption charge</b>	0%
<b>Redemption charge credited to the fund's assets</b>	0%
<b>Management fee</b>	max. 1%
<b>Performance fee</b>	10.00%
<b>Hurdle rate</b>	EURIBOR 3 Months EUR
<b>High watermark</b>	yes
<b>OGC/ TER 1</b>	1.34%
<b>TER 2</b>	2.13%
<b>OGC/TER at</b>	31.12.2020
<b>SRRI according to KIID</b>	<span style="border: 1px solid black; padding: 2px;">1</span> <span style="border: 1px solid black; padding: 2px;">2</span> <span style="border: 1px solid black; padding: 2px;">3</span> <span style="border: 1px solid black; padding: 2px;">4</span> <span style="border: 1px solid black; padding: 2px;">5</span> <span style="border: 1px solid black; padding: 2px;">6</span> <span style="border: 1px solid black; padding: 2px;">7</span>
<b>01.01.2021</b>	

## Key figures

<b>ISIN</b>	LI0125554019
<b>Security number</b>	12555401
<b>Bloomberg</b>	GADDSME LE
<b>WKN</b>	A1H75D

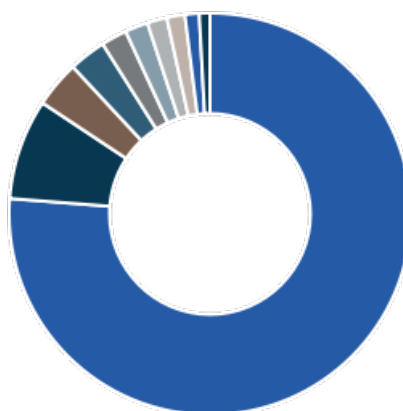
## Publication / Internet

www.ifm.li  
www.lafv.li  
www.fundinfo.com

## Top-15 positions (at 29.01.2021)

Company	Sector	Country	Weightings
Nibe Industrier -B-	Machines / Tool-making	Sweden	3.94 %
VNV Global AB	Various industries	Scandinavia	3.83 %
VEF Rg	Various industries	Sweden	3.51 %
Sandvik	Machines / Tool-making	Sweden	3.44 %
Latour Investment -B-	Financial services	Sweden	3.17 %
Volvo AB	Car manufacturers	Sweden	3.02 %
Industrivaerden AB	Diversified financial services	Sweden	3.01 %
Lifco -B-	Pharmaceuticals	Sweden	2.98 %
Nordea Bank	Banks	Finland	2.98 %
Ericsson	Telecommunications	Sweden	2.93 %
Indutrade AB	Machines / Tool-making	Sweden	2.87 %
Peab AB	Construction industry	Sweden	2.87 %
Wihlborgs Fastigheter	Real Estate	Sweden	2.67 %
Lundbergfoeretagen AB	Real Estate	Sweden	2.65 %
Hennes & Mauritz Akt. -B-	Clothes /Textiles	Sweden	2.30 %
<b>Total</b>			<b>46.17 %</b>

## Countries (at 29.01.2021)



Country	Weightings
Sweden	76.23 %
Canada	8.09 %
Liquidity	3.74 %
Finland	2.98 %
Denmark	2.08 %
Hong Kong	1.85 %
Diverse other countries	1.59 %
Luxembourg	1.45 %
other	1.14 %
Bermuda	0.85 %
<b>Total</b>	<b>100.00 %</b>

## Industries (at 29.01.2021)

1. Machines / Tool-making	18.56 %
2. Real Estate	15.63 %
3. Various industries	10.26 %
4. other	8.20 %
5. Construction industry	7.24 %
6. Financial services	5.87 %
7. Mines	5.71 %
8. Pharmaceuticals	5.06 %
9. Banks	4.95 %
10. Leisure	4.80 %
11. Car manufacturers	3.02 %
12. Diversified financial services	3.01 %
13. Telecommunications	2.93 %
14. Electrical components	2.38 %
15. Oil / Gas	2.38 %



## Procedural information

<b>Valuation interval</b>	daily
<b>Valuation day</b>	Daily, Monday to Friday
<b>Acceptance deadline for subscriptions</b>	Day prior to valuation day by no later than 4.00pm (CET)
<b>Acceptance deadline for redemptions</b>	Day prior to valuation day by no later than 4.00pm (CET)
<b>Minimum investment</b>	1 unit
<b>Value date</b>	T + 3

## Distributor in France

**Société Générale Securities Services**  
29, boulevard Haussmann  
FR-75009 Paris  
www.securities-services.societegenerale.com

## Distribution in Sweden

**PARETO SECURITIES AB**  
Berzelii Park 9  
SE-10391 Stockholm  
T +46 8 402 50 00  
www.paretosec.com

## Paying and information agent in Luxembourg

**Hauck & Aufhäuser Privatbankiers AG**  
Kaiserstrasse 24  
DE-60311 Frankfurt am Main  
www.hauck-aufhaeuser.de

## Distribution

<b>Distribution to private investors</b>	LI, SE, LU
<b>Distribution to professional investors</b>	LI, FR, SE, LU
<b>Sales restrictions</b>	USA

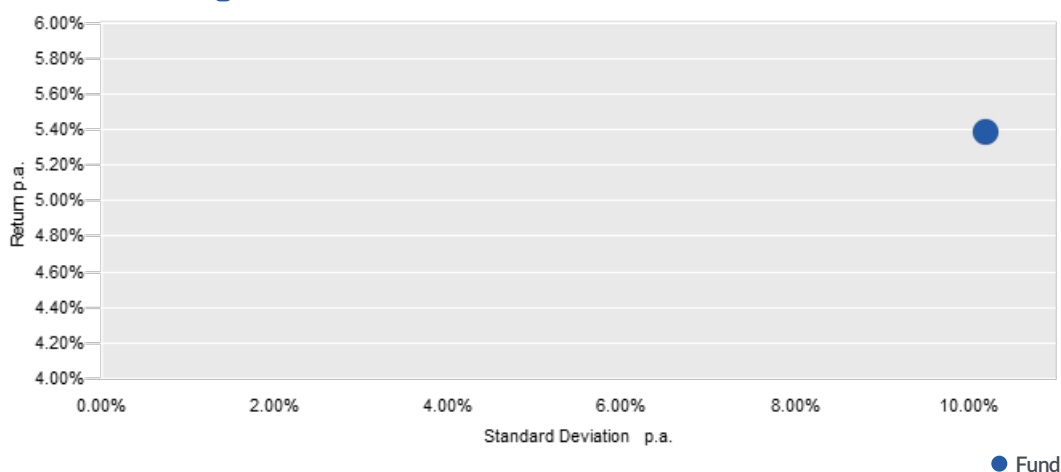
## Currencies (at 29.01.2021)

Currency	Weightings
EUR	99.23 %
DKK	2.08 %
CAD	0.50 %
NOK	0.41 %
CHF	-0.02 %
SEK	-2.19 %
<b>Total</b>	<b>100.00 %</b>

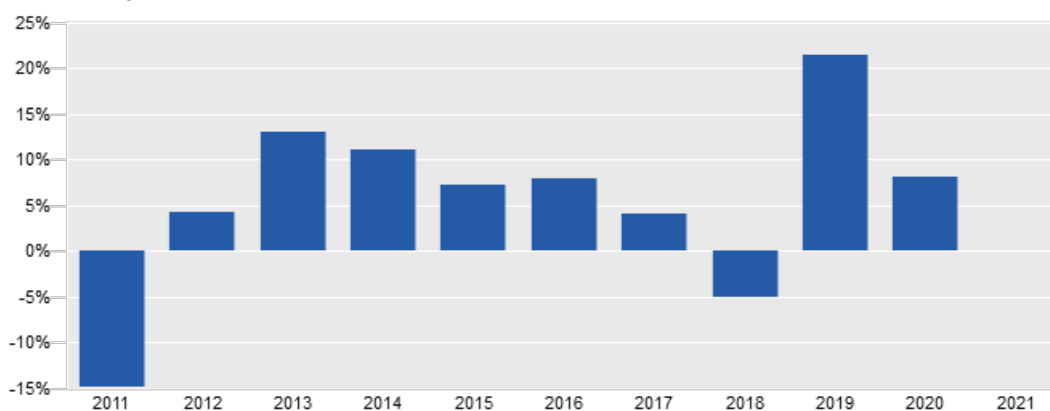
## Investment categories (at 29.01.2021)

Investment category	Weightings
Equity	93.30 %
Bonds	6.31 %
Cash balances	0.50 %
Futures	0.37 %
Options	0.11 %
Forward contracts	-0.59 %
<b>Total</b>	<b>100.00 %</b>

## Risk/return diagram (Since inception)



## Historic performance in % (at 29.01.2021)



Inception: 12.04.2011

## Other share classes

GADD SMP Fund -CHF-	reinvested	GADDSMC	LI012553995
GADD SMP Fund -SEK-	reinvested	GADDSMS	LI012554027



## Historic performance, per calendar year in % (at 29.01.2021)

Year	Jan	Feb	Mar	Apr	May	Jun	Jul	Aug	Sep	Oct	Nov	Dec	YTD
2021	0.03												0.03
2020	1.58	-4.70	-15.85	9.16	4.32	1.09	3.07	3.85	2.73	-3.44	5.05	3.30	8.05
2019	5.74	4.64	-0.08	4.25	0.05	1.14	0.13	-1.61	0.50	0.09	3.13	1.84	21.38
2018	1.51	1.05	-2.98	2.50	1.05	-0.62	0.63	3.35	-0.94	-5.50	-2.01	-2.86	-5.06
2017	0.92	3.77	-3.69	3.85	1.31	0.05	-3.00	-1.57	3.70	1.44	-1.33	-1.11	4.04
2016	-4.80	1.28	2.11	3.43	3.49	-5.28	3.39	2.51	2.13	0.09	-2.32	2.15	7.91
2015	0.53	5.34	-0.22	2.03	-0.78	-4.21	0.84	-2.27	-0.45	4.00	1.02	1.48	7.17
2014	-0.35	5.00	-1.61	3.11	1.42	0.93	-1.65	0.67	-2.47	0.45	3.63	1.71	11.08
2013	2.83	1.68	-0.79	-0.73	2.35	-5.69	6.38	0.22	2.81	0.50	1.33	1.93	13.07
2012	5.31	1.50	0.14	-3.41	1.66	-4.54	1.46	-0.36	1.88	-1.41	0.40	1.89	4.21
2011				0.20	-0.62	-3.59	-0.48	-6.83	-4.19	1.34	-1.53	0.15	-14.76

Inception: 12.04.2011

## Legal advisory:

This marketing material was compiled by IFM Independent Fund Management AG with utmost care, to the best of its ability, and according to the principles of good faith. The product mentioned in this marketing material is domiciled in Liechtenstein and this marketing material is issued by IFM Independent Fund Management AG, Landstrasse 30, 9494 Schaan, Liechtenstein.

None of the published data constitutes investment counsel or a recommendation of any kind. It is merely a summary of key characteristics of the fund and therefore should not be construed as being an invitation or an offer to purchase units.

This marketing material should be read in conjunction with the constitutive documents, and the Key Investor Information Document ("KIID"). The purchase of units of the fund is governed by the constitutive documents, and the KIID as well as the latest annual report and, if already published, the subsequent semi-annual report.

Only the information contained in the above-mentioned documents is valid. The above-mentioned documents are available free of charge on a durable data medium from the management company, the depositary, the paying agents, and all domestic and foreign distributors as well as on the website of the LAFV Liechtenstein Investment Fund Association at [www.lafv.li](http://www.lafv.li). If so requested by the investor, the above documents can also be provided on paper free of charge. Further information about the fund is available online at [www.ifm.li](http://www.ifm.li) and from IFM Independent Fund Management AG, Landstrasse 30, FL-9494 Schaan, during business hours.

The historic performance of a unit is no guarantee of similar current and future performance. The value of a unit may rise or fall at any time. No guarantee can be given that the envisaged investment objective of the fund can be attained.

The value trend shown in this marketing material does not take into account the commissions and fees that are payable at issue and redemption. Individual costs such as charges, commissions, and other remuneration are not taken into consideration and would have a negative effect on the value trend if considered. No liability can be assumed for errors and omissions contained in this fact sheet.

Potential investors should inform themselves about possible fiscal consequences, legal prerequisites and possible foreign exchange restrictions or control mechanisms that apply in their country of citizenship, residence, or current domicile and that might be relevant as regards buying, holding, exchanging, redeeming, or selling units. Further fiscal implications are described in the constitutive documents.

The fund units may be offered for sale or sold only in jurisdictions where such offers or sales are permissible. In particular, in the United States of America (USA), the units were not registered pursuant to the United States Securities Act of 1933 and can therefore be neither offered nor sold in the USA and neither offered nor sold to US citizens.

This document and the information it contains may not be distributed in the USA. The distribution and publication of this document as well as the offer or a sale of units may be subject to restrictions in other jurisdictions as well.

This marketing material is provided only for information purposes and for the exclusive use of the recipient. Without the written consent of IFM Independent Fund Management AG, this marketing material may not be fully or partially copied, nor duplicated, nor distributed. The published information constitutes neither an invitation nor an offer nor a recommendation to purchase units of the fund.